



### District Report Card: 2017


<b>State:</b> Uttarakhand	<b>District:</b> Pithoragarh
<b>Class:</b> 5	<b>Subject:</b> Language
<b>Schools:</b> 61	<b>Students:</b> 456


### Participation/Coverage


#### Students

<div>GENDER</div> <div></div>	Boys		Girls	
	Number	%	Number	%
	222	48.68	234	51.32

<div>AREA</div> <div></div>	Rural		Urban	
	Number	%	Number	%
	416	91.23	40	8.77

<div>CATEGORY</div> <div></div>	SC		ST		OBC		GEN	
	Number	%	Number	%	Number	%	Number	%
	239	52.41	19	4.17	71	15.57	127	27.85

<div>CWSN</div> <div></div>	LD	VI	HI	S&LD	ID	Oth
	1	0	0	0	2	1

<div>Management</div> <div></div>	Government		Government-aided	
	Number	%	Number	%
	456	100.00	0	0.00

### Average Performance of Students in Language (%)

Overall	Gender		Area		Management		Social Group			
	Male	Female	Rural	Urban	Govt.	Aided	SC	ST	OBC	GEN
62.98	63.06	62.91	63.51	57.50	62.98	0.00	60.36	58.60	63.76	68.14

### Performance on Learning Outcomes (LOs)

Learning Outcomes	Description	Average Performance(%)
L504	Reads and comprehends independently storybooks, news items/ headlines, advertisements etc.	55.57
L508	Reads text with comprehension, locates details and sequence of events	66.69

Range of Performance of Students who Answered Correctly							
Below 30%		30% - 50%		50% - 75%		Above 75%	
Number	%	Number	%	Number	%	Number	%
24	5.26	105	23.03	193	42.32	134	29.39

### Lowest Performing Learning Outcomes (LOs)

- 1 - Reads and comprehends independently storybooks, news items/ headlines, advertisements etc. (55.57)
- 2 - Reads text with comprehension, locates details and sequence of events (66.69)